

Set of Rules

Horse Logging Competition

Idea: We want to work with the horse the best way possible for both driver and horse.

We want to use the horse and the tools to move logs in a safe and efficient way. We want to find the best equipage.

We want to make a competition where the horse must be well trained and the driver can manage horse and logs in a safe and calm way. The horse and the driver must work together like a team.



6 udkast: 16/11-2017
Oversat 7/1- 2018



Standard rules

It is not allowed, for the driver or helper to lead the horse through the obstacle. You will get a penalty of 150.

If you pass the obstacles in the wrong order you will get a penalty of 150.

Time is measured from the horse's head crosses the start line to the horse's head crosses the finish line.

The target time: 60 meter pr minute + 3 minutes for hitching up and 3 minutes for hitching off + 1 minute for each log.

The equipage must before start be told about target time and maximum time limit for each course.

The gait must be walk all the time.

Unsportmanlike conduct is given a penalty from 1-100 point given by the jury.

Mandatory equipment: The driver must carry hand lifting tong and safety shoes. This must be present at all times during the competition.

Whip is not allowed

The horse must be at least 4 years old, in good fitness and the hoovers must be trimmed.



Station number 1

Inspection of the equipage:

Only equipment approved at this inspection must be used during the competition. Settings must be corrected according to the inspector's guiding before approval can be made.

All kinds of harness can be used, only must breaching be used when pulling a sleigh.

At this station you hitch up the timber sleigh

How points are given:

Penelty

How you hitch up and handle the horse

Max. 10

How the horse's fitness and hovers

Max. 10

Harness

Max. 10

How you hitch of and handle the horse

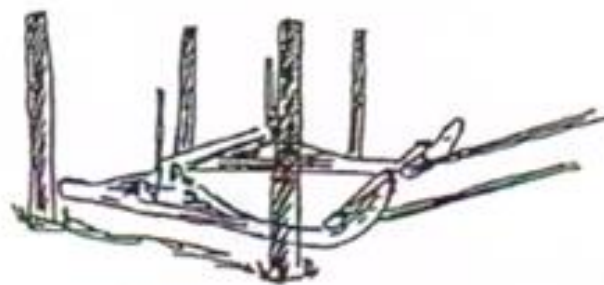
Max. 10

Drives equipment

Max. 10

Unsportmanlike conduct

Max. 100





Station number 2

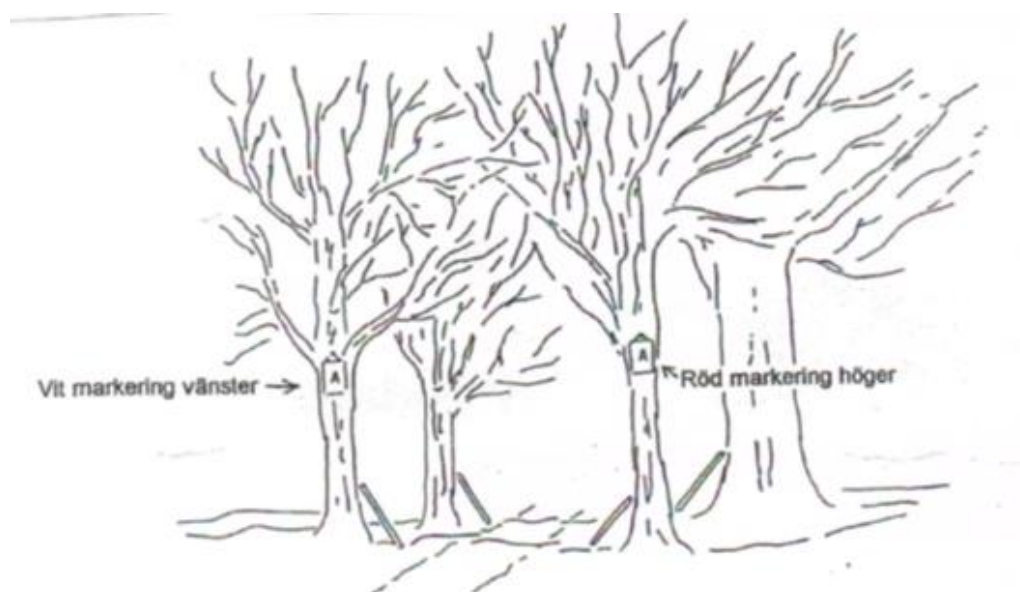
Timber sleigh:

You hitch up the timber sleigh at the course and load a certain amount of logs. You pass the obstacles in the correct order and return to the starting point. You unload and return the sleigh, unhitch and leave the course.

How points are given:

Penalty

Hitching up	Max. 10
Markings run down	10 each time
Other markings	10 each time
Loose a log or the hand lifting tong	5 each time
How you drive the horse	Max. 30
How you handle the logs	Max. 10
Hitching off	Max. 10
Unsportmanlike conduct	Max. 100





Station number 4

Stacking of logs

7 logs of various sizes must be placed from the same side onto the log fixed on the ground. The logs must be placed closely together and aligned. Measurements are made according to the first and the last log. It is allowed to use your hands and legs until the log crosses the log fixed on the ground. When you have finished you are not allowed to move the logs. The logs must be pulled by a timber tong with a swingle tree. The timber tong will be at the course.

Logs must be pulled at the root end

The logs must be placed within the marking of the fixed log.

The width of the logs will be measured as well. Penalty is given if the width of the end of the logs on the ground is wider than the part of the logs on the fixed log.

How points are given:

Penalty

Hitching up	Max. 10
Discrepancy between the first log and the last log	1 pr.cm discrepancy
Log go too far and fall down on the other side of the fixed log	150
Log who is placed outside the marking	150
Forward motion of the log 1. time	1 pr log
Forward motion of the log 2. time	2 pr log
Forward motion of the log 3. time	3 pr log
Forward motion of the log 4. time	4 pr log
Forward motion of the log 5. time	5 pr log
Forward motion of the log 6. time	50
Touching the log with body, hand or lifting tong after passing the fixed log	



30 each time

With measurement in top wider than bottom

1 each cm

How you drive the horse

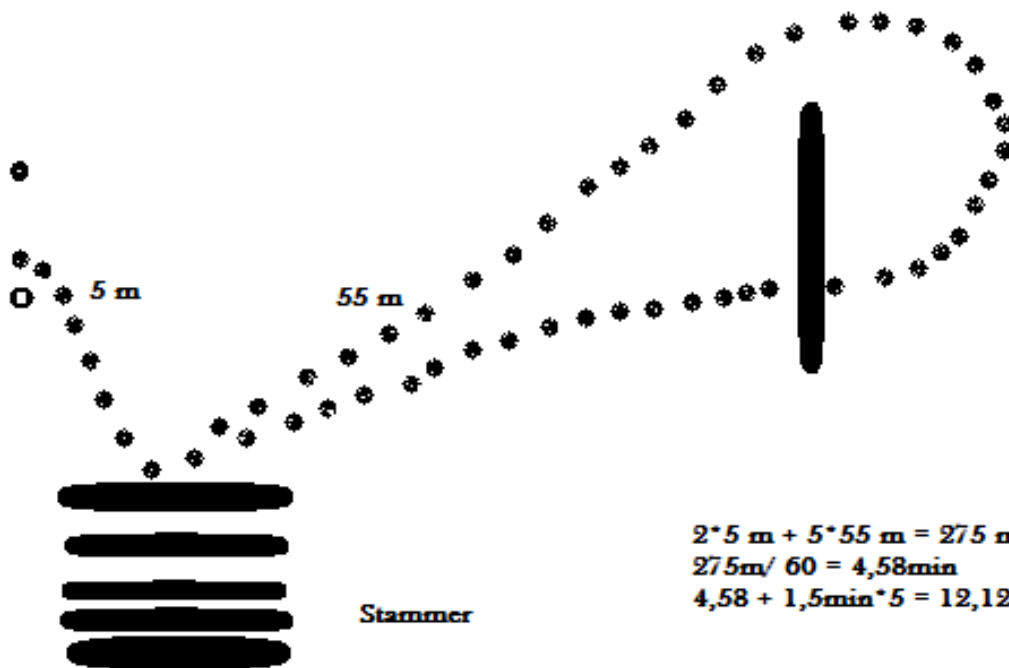
Max 30

How you handle the logs

Max. 10

Unsportmanlike conduct

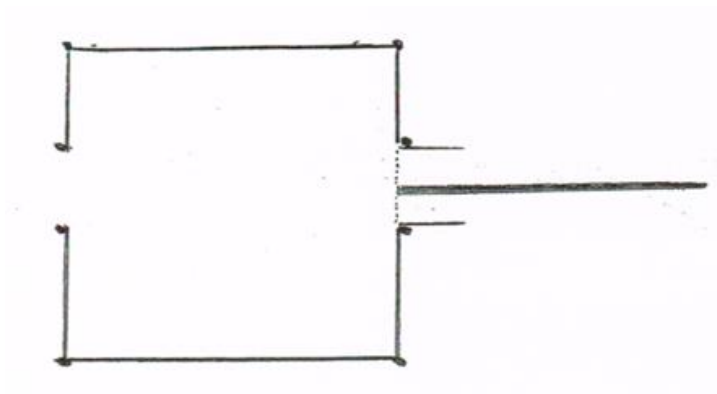
Max. 100



Station number 5

Obstacle course with a long log

The log must be pulled in a chain with a swingle tree. All the equipages must use the same equipment. The swingle tree must touch the ground when you enter the square. In the square you make a turn and hitch up the log. Afterwards you must pass all the obstacles on the course.



Stacking of log onto fixed logs

The log must be placed onto the fixed logs so it is level with the ends of the fixed logs. You can make many adjustments as you need until you reach the marking of the last meter.

The measurement will be made where the log is placed after the marking.





End to end

You are to place the log you pull as level with the placed log as possible. You have one attempt only.



Pushing the log

The horse is turned around and walks along the log. The log is pushed through a gate turning over the obstacle in the gate.

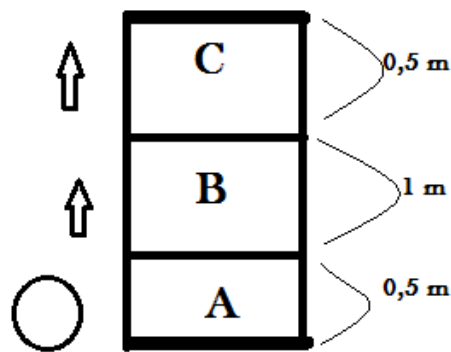
Passing obstacle

The swingle tree must pass the obstacle. Then you hitch off and move the chain below the obstacle and move on.



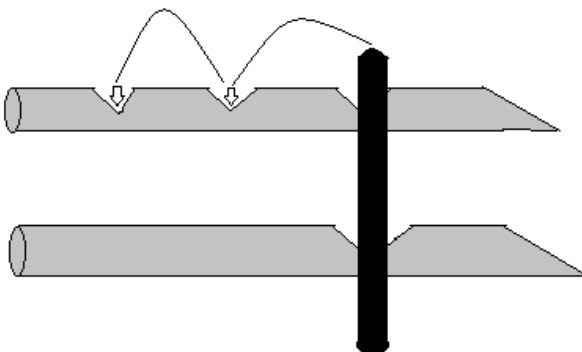
A-B-C

You place the end of the log in section A. Then you place the reins on the ground and you drive the horses only by voice. You must drive through section B and stop the horses in section C. Then you can pick up the reins and carry on.



The Fan


The end of the long log must be placed in the first marking. Then you pull the long log carefully forward to the next log and place it in the markings one at a time. If the end of the long log falls down you receive a penalty.



Balance beam

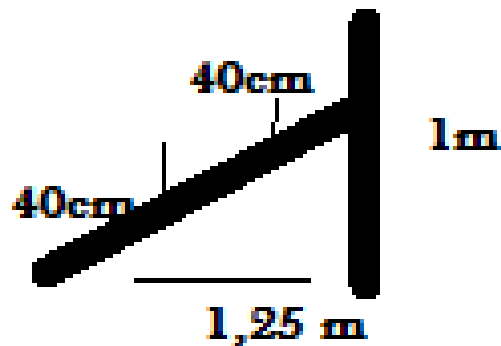
You pull the long log across the fixed log. You stop when the long log balances on the fixed log. The chain must be loose.

Tværstamme



Triangle

You pull the log up the triangle. The horse must hold the log still within the marking for 5 seconds. Three attempts are given.



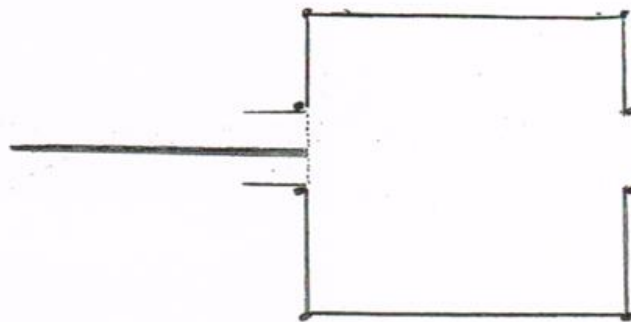


Passing the ditch

The horse must pass the ditch without touching the markings

Returning the log

The log is placed in the square where you first hitched up. You hitch off and pull the swingle tree out. The swingle tree must touch the ground until you are out of the square.



How points are given:

Hitching up

Markings run down

Other markings

The equipage on the wrong side of the markings

The driver on the wrong side of the markings

Placing the log

How you drive the horse

How you handle the logs

Hitching off

Unsportmanlike conduct

penalty

Max. 10

10 each time

10 each time

30

10

1 pr.cm discrepancy

Max. 30

Max. 10

Max. 10

Max. 100



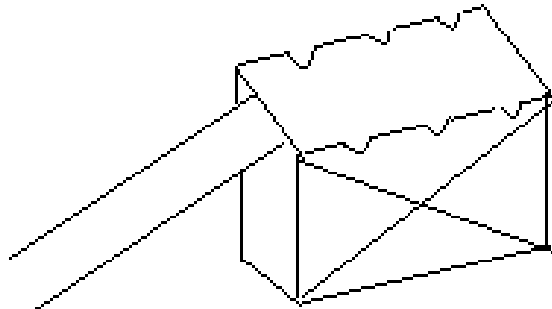
Load the logs

Hitch up the swingle tree. Pull a log up the slides and place it in the first marking. Then place it in the second marking and finally in the third.

How points are given:

Penalty

Hitching up	Max. 10
Miss marking 1	10
Miss marking 2	25
Miss marking 3	50
If the log fall down	100
How you drive the horse	Max. 30
How you handle the logs	Max. 10
Hitching off	Max. 10
Unsportmanlike conduct	Max. 100



Heavy load

You hitch up on the course. You pull the heavy log 65 cm three times. After each pull you make a stop and your pull is measured.



How points are given:

Hitching up

Too short

Too long

How you drive the horse

How you handle the logs

Hitching off

Unsportmanlike conduct

Penalty

Max. 10

1 each cm

1 each cm

Max. 30

Max. 10

Max. 10

Max. 100

